

Local Authority Specific Annex 2020-2021

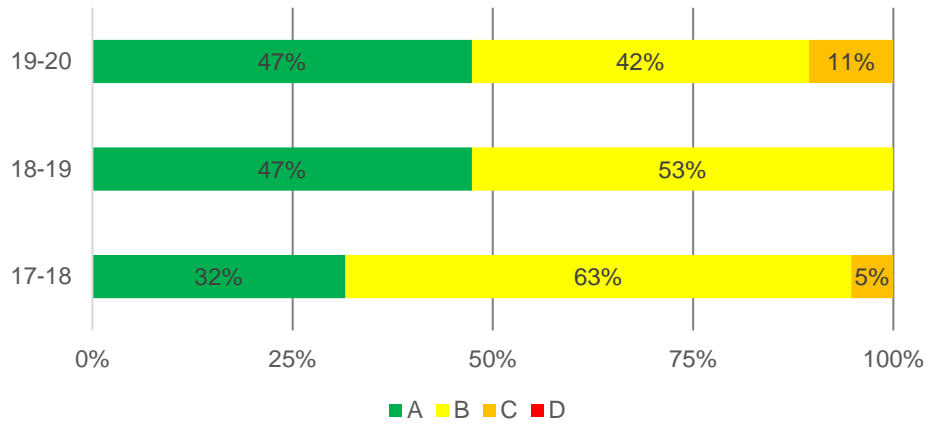
Local Authority: Blaenau Gwent

Summary of National Categorisation of schools in the Local Authority in 2017-2018, 2018-2019 and 2019-2020

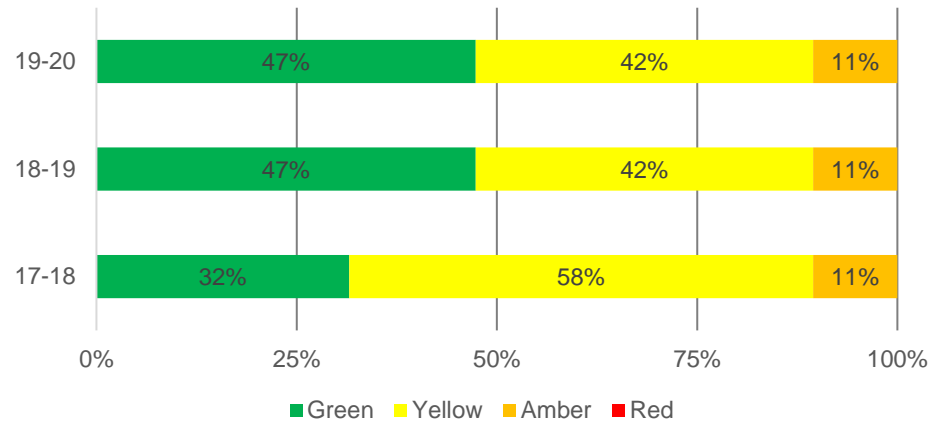
Step 2 - Primary		Numbers of Schools				Percentage of Schools			
		D	C	B	A	D	C	B	A
Blaenau Gwent	17-18	0	1	12	6	0%	5%	63%	32%
	18-19	0	0	10	9	0%	0%	53%	47%
	19-20	0	2	8	9	0%	11%	42%	47%
South East Wales	17-18	2	17	83	88	1%	9%	44%	46%
	18-19	5	16	63	105	3%	8%	33%	56%
	19-20	6	11	55	117	3%	6%	29%	62%

Step 3 - Primary		Numbers of Schools				Percentage of Schools			
		Red	Amber	Yellow	Green	Red	Amber	Yellow	Green
Blaenau Gwent	17-18	0	2	11	6	0%	11%	58%	32%
	18-19	0	2	8	9	0%	11%	42%	47%
	19-20	0	2	8	9	0%	11%	42%	47%
South East Wales	17-18	8	14	81	87	4%	7%	43%	46%
	18-19	5	18	62	104	3%	10%	33%	55%
	19-20	6	13	54	116	3%	7%	29%	61%

Primary Step 2 - Blaenau Gwent



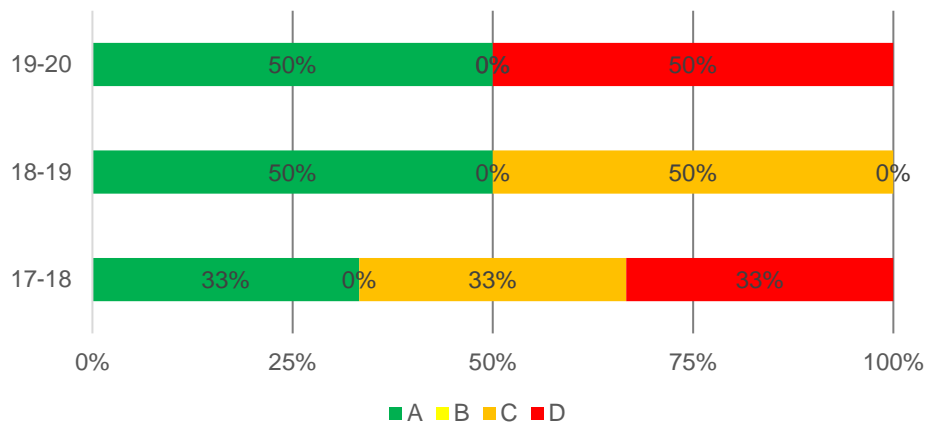
Primary Step 3 - Blaenau Gwent



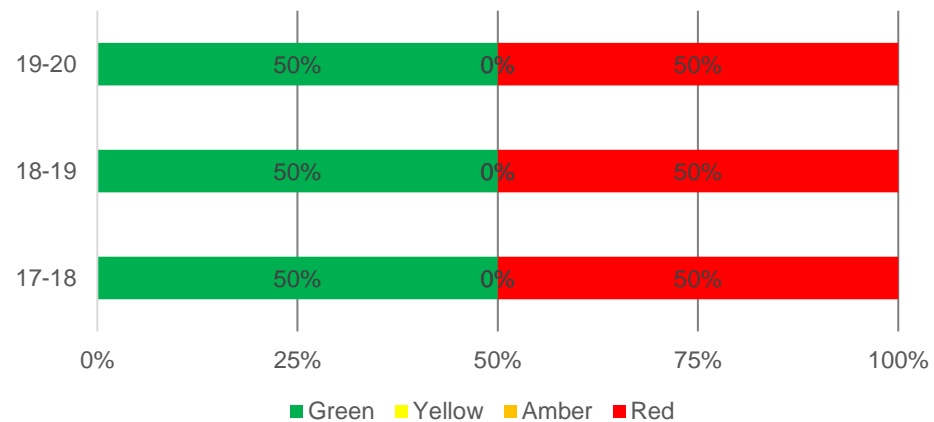
Step 2 - Secondary		Numbers of Schools				Percentage of Schools			
		D	C	B	A	D	C	B	A
Blaenau Gwent	17-18	1	1	0	1	33%	33%	0%	33%
	18-19	0	1	0	1	0%	50%	0%	50%
	19-20	1	0	0	1	50%	0%	0%	50%
South East Wales	17-18	6	14	7	6	18%	42%	21%	18%
	18-19	5	14	7	6	16%	44%	22%	19%
	19-20	7	8	10	7	22%	25%	31%	22%

Step 3 - Secondary		Numbers of Schools				Percentage of Schools			
		Red	Amber	Yellow	Green	Red	Amber	Yellow	Green
Blaenau Gwent	17-18	1	1	0	0	50%	50%	0%	0%
	18-19	1	0	1	0	50%	0%	50%	0%
	19-20	1	0	1	0	50%	0%	50%	0%
South East Wales	17-18	1	2	0	0	33%	67%	0%	0%
	18-19	1	1	1	0	33%	33%	33%	0%
	19-20	1	1	1	0	33%	33%	33%	0%

Secondary Step 2 - Blaenau Gwent

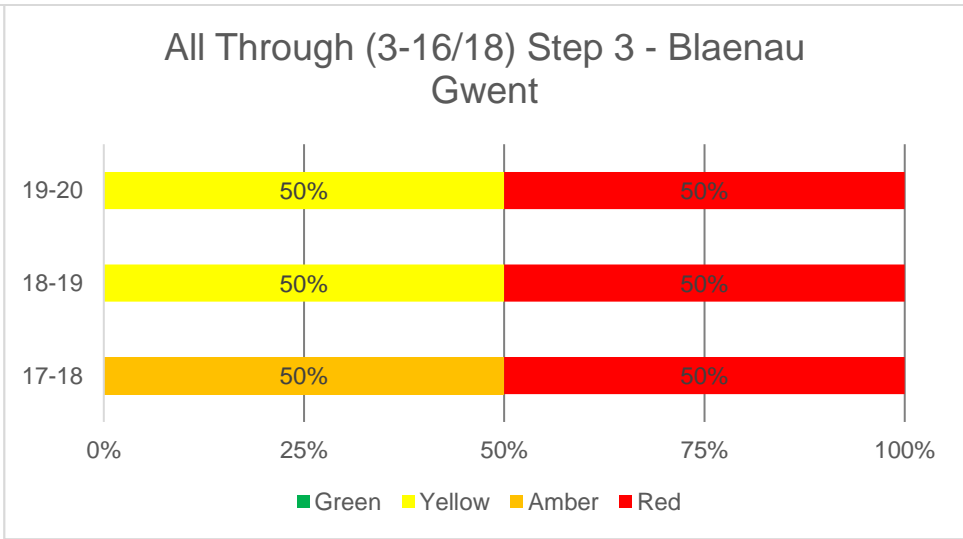
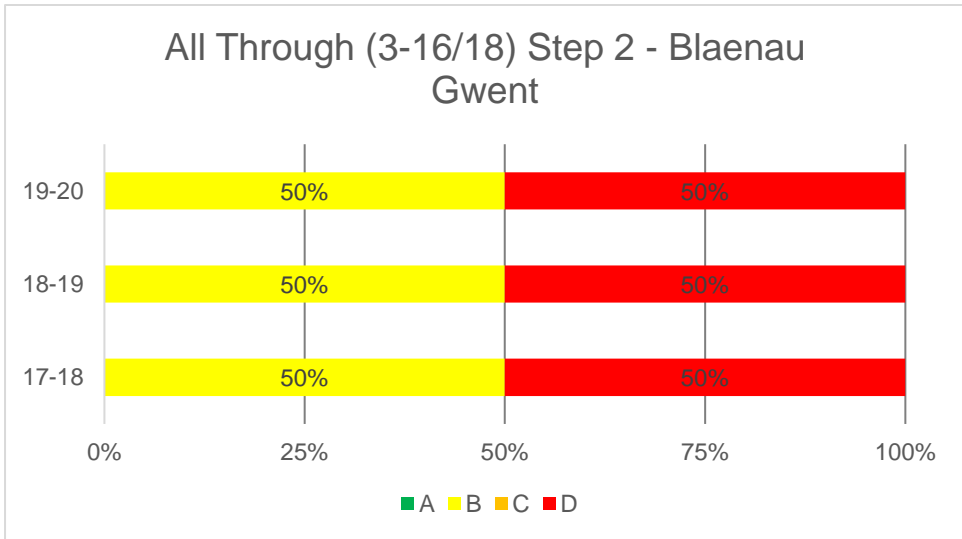


Secondary Step 3 - Blaenau Gwent



Step 2 – All through schools		Numbers of Schools				Percentage of Schools			
		D	C	B	A	D	C	B	A
Blaenau Gwent	17-18	1	0	1	0	50%	0%	50%	0%
	18-19	1	0	1	0	50%	0%	50%	0%
	19-20	1	0	1	0	50%	0%	50%	0%
South East Wales	17-18	1	1	1	0	33%	33%	33%	0%
	18-19	1	1	1	0	33%	33%	33%	0%
	19-20	1	0	2	0	33%	0%	67%	0%

Step 3 – All through schools		Numbers of Schools				Percentage of Schools			
		Red	Amber	Yellow	Green	Red	Amber	Yellow	Green
Blaenau Gwent	17-18	1	1	0	0	50%	50%	0%	0%
	18-19	1	0	1	0	50%	0%	50%	0%
	19-20	1	0	1	0	50%	0%	50%	0%
South East Wales	17-18	1	2	0	0	33%	67%	0%	0%
	18-19	1	1	1	0	33%	33%	33%	0%
	19-20	1	1	1	0	33%	33%	33%	0%



LA schools currently in any Estyn follow-up category

Phase	School	Date of last inspection	Date report published	Follow-up status of last inspection
Secondary	Brynmawr Foundation	Oct-19	Dec-19	Special Measures

Phase	School	Date of last inspection	Date report published	Follow-up status of last inspection
3-16	Abertillery Learning Community	Feb-18	Apr-18	Significant Improvement

High Level Pupil Progress Analysis - 2019 - FP to KS2 / KS2 to KS3

LA/Region: Blaenau Gwent

Progress of pupils between FP and KS2

Subject	Matched Cohort	2+ levels of progress	1 level of progress
LLC - Welsh	37	97.3	2.7
LLC - English	712	90.4	9.1
Mathematics	756	90.6	9.4

Matching

2015 FP cohort	2019 KS2 cohort	%age of FP cohort matched	%age of KS2 cohort matched
49	38	75.5	97.4
745	802	95.6	88.8
794	802	95.2	94.3

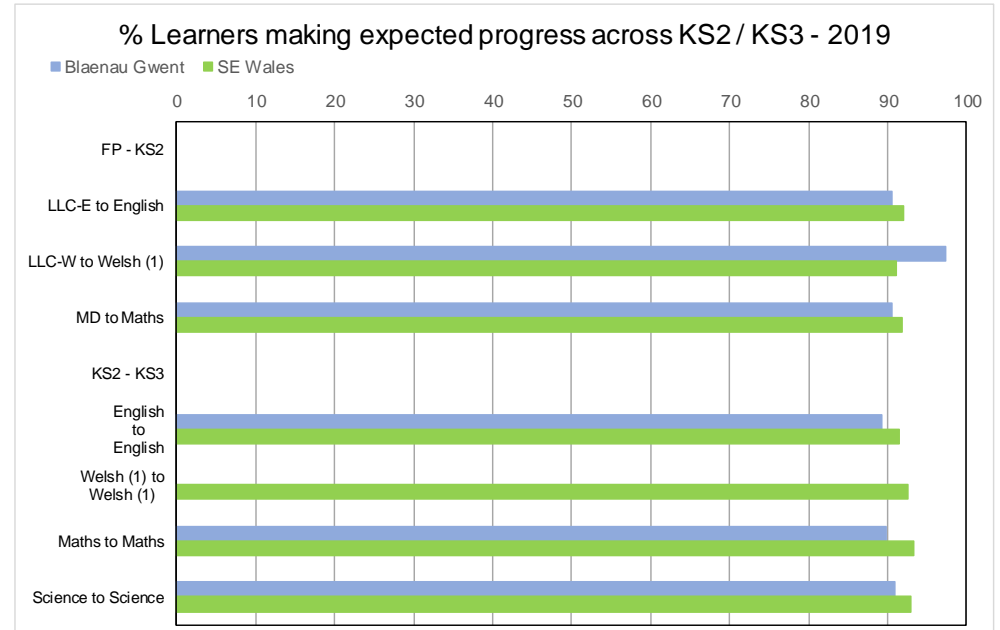
* 2019 KS2 English cohort excludes Welsh Medium pupils to more accurately match the FP English cohort.

Progress of pupils between KS2 and KS3

Subject	Matched Cohort	2+ levels of progress	1 level of progress	1+ levels of progress
Welsh 1st Lang.	0	-	-	-
English	533	38.1	51.2	89.3
Mathematics	533	44.5	45.4	89.9
Science	533	37.3	53.7	91.0

Matching

2016 KS2 cohort	2019 KS3 cohort	%age of KS2 cohort matched	%age of KS3 cohort matched
22	0	0.0	-
677	556	78.7	95.9
677	556	78.7	95.9
677	556	78.7	95.9



Summary

FP to KS2 Expected Progress (2 'Levels')	LLC-E to English	LLC-W to Welsh (1)	MD to Maths	
	90.4	97.3	90.6	
KS2 to KS3 Expected Progress (1 Level)	English to English	Welsh (1) to Welsh (1)	Maths to Maths	Science to Science
	89.3	-	89.9	91.0

Key Points: From FP to KS2, more than 9/10 learners make expected or greater progress. From KS2 to KS3 similar progress is made except for English, where it falls to 17/20

FP to KS2 A slightly higher proportion of learners, than across the region as a whole, make at least expected progress in English, Welsh (1st) and mathematics

KS2 to KS3 A far lower proportion of learners make at least expected progress in English
 A slightly lower proportion of learners make at least expect progress in mathematics
 A slightly lower proportion of learners make at least expect progres in science

LA summary and key issues

- Accelerating early language acquisition skills between the ages of 3 to 7.
- To increase value-added progress in English and Maths between KS 2 and 3 and particularly between KS 3 and KS 4
- To increase attainment in English and Maths in KS 3 at Level 6+
- To improve attainment in English and Maths (Maths in particular) at L2 in KS 4
- To improve value-added progress for our most vulnerable learners, particularly between KS 3 and KS 4

Attendance/Exclusions

- There has been an increase in attendance at secondary level since 2015, but a slight decrease at primary. Secondary and primary figures below that of Wales.
- There has been a marginally decrease in unauthorised absence at primary level, but an increase at secondary level. Both are above Wales.

Exclusion figures are reported by LA

- There has been an increase in exclusions of 5 days or fewer at primary level, but a decrease at secondary level. There has been a decrease in exclusions of 6 days or more at secondary level, but an increase to 1 at primary level.
- There were no permanent exclusion from primary schools in 2019, compared to one in 2018. There were 3 permanent exclusions in 2019 in secondary schools, all from Brynmawr. There were 8 permanent exclusions from secondaries in both 2017 and 2018, and 1 in 2016.

Inspection/Categorisation

- The percentage of schools judged at least Good for Standards of achievement was 63%. 63% of schools were judged Good or better for Well-being and attitudes to learning.
- The percentage of primary schools categorised green has remained stable in 2019/20, as has the percentage of schools in the amber / red categories. Two secondary schools remain categorised as red.

Schools requiring Improvement 2019-2020 (Amber and Red Overall Categories of support)

The information below indicates the schools in the overall category of Amber or Red in the Local Authority in the academic year 2019-2020, that will require additional support. The support is in line with the guidance within the National Categorisation System and within the SEWC Intervention Framework 2019-2020. Each of these schools have a detailed Intervention or Support Plan, the progress each school makes over the next academic year will be captured through regular Education Improvement Boards (EIBs) or Intervention Meetings.

Schools requiring Amber levels of support	Schools requiring Red levels of support
Glyncoed Primary	Abertillery Learning Community
Sofrydd Primary	Brynmawr School


LA Director / Chief Education Officer:

Mrs. Lynette Jones

Cabinet Member for Education:

Cllr. Joanne Collins

EAS Managing Director



Ms. Debbie Harteveld